

# Curriculum Narrative: Art (North Elmham)

## Based on Access Art New Curriculum

Drawing & Sketchbooks

Print, Colour, Collage

Working in Three Dimensions




Paint, Surface, Texture



Working in Three Dimensions

Collaboration & Community

In addition to listed vocabulary all children to be taught to understand the materials and mediums used and the terms:

<b>Vocabulary KS1</b>	Reflect, Discuss, Share, Think, Present, Feedback, Respond, Crit
<b>Vocabulary KS2</b>	As above and Articulate, Feedback, Crit, Similarities, Differences

	Autumn	Spring	Summer
<b>KS1</b> <b>A</b>	<p><b>Spirals</b></p> <p>Using drawing, collage and mark-making to explore spirals. Introducing sketchbooks</p> <p>How can we use our whole bodies to make drawings?</p>  <p><b>Techniques/ materials: :</b> Drawing , collage and sketchbooks, Pattern, structure and movement./Graphite stick or soft B pencil, Handwriting Pen, Pastels &amp; Chalk, Paper,</p> <p><b>Vocab:</b> Spiral, Movement, Pressure, Motion, Line, Continuous Line, Small, Slow, Larger, Faster, Hand, Wrist, Elbow, Shoulder, Graphite, Chalk, Pen,Oil Pastel, Dark, Light, Blending, Mark Making, Colour, Pattern, Sketchbook, Pages, Elastic Band, Measure, Observation, Careful Looking, Object, Drawing, (Water Soluble), Colour,</p> <p><b>Artist:</b> Molly Hasland</p>	<p><b>Exploring watercolour</b></p> <p>Exploring watercolour and discovering we can use accidental marks to help us make art.</p> <p>How can we use the properties of watercolour to make experimental images?</p> <p><b>Techniques/ materials:</b> Watercolour/ Sketchbooks, A3 cartridge paper, water colour paints, paint brushes, coloured pencils</p> <p><b>Vocab:</b> Watercolour Wash,Wet on dry Wet on wet, Mark making, Primary colours, secondary colours, Colour mixing imagination, Imagine, Happy Accident, Explore, Discover, See, Develop, Scale</p>  <p><b>Artist:</b> Paul Klee, Emma Burleigh</p>	<p><b>Making birds</b></p> <p>Sculptural project transforming drawings from 2d to 3d to make a bird</p> <p>How can we use drawing and texture to add character to our sculpture?</p> <p><b>Techniques/ materials:</b> Sculpture, Drawing, Collage / Paper (sugar and cartridge), Soft pencils, wax crayons, watercolours, pastels, graphite, scissors, glue sticks, cardboard or foamboard, paper clips/ wire</p>  <p><b>Vocab:</b> Lines, Shapes, Mark Making, Texture, Graphite, Observation, Close study, Blending, Texture Explore, Discover, Transform, Fold, Tear, Crumple,Collage, Sculpture, Structure, Balance, Texture, Personality, Character,</p> <p><b>Artist:</b> Variety - all depicting birds</p>

	Autumn	Spring	Summer
Year 5	<p><b>Typography &amp; Maps</b></p> <p>Exploring how we can create typography through drawing and design, and use our skills to create personal and highly visual maps</p> <p>How can we use drawing and graphics skills to create typography? How can we use typography skills to create pictorial maps?</p> <p><b>Techniques/ materials:</b> Design: Typography, Drawing, Collage, Sketchbooks / Pencil, Pen, Paper</p> <p><b>Vocab:</b> Typography, Lettering, Graphics, Design, Communicate, Emotions, Purpose, Intention, Playful, Exploratory, Visual Impact, Pictorial Maps, Identity, Symbols,</p> <p><b>Artist:</b> Louise Fili, Grayson Perry, Paula Scher, Chris Kenny</p> 	<p><b>Set Design</b></p> <p>Explore creating a model set for theatre or animation inspired by poetry, prose, film or music.</p> <p>How do artists make sets to share ideas for stage or as the basis for animations? How can we create sets inspired by literature, poetry or prose?</p> <p><b>Techniques/ materials:</b> Set Design, Making, Drawing, Sketchbooks Paper, Card, Construction Media, Mixed Media, Paint, Drawing Materials</p> <p><b>Vocab:</b> Set Design, Theatre, Animation, Model, Maquette, Design Through Making, Imaginative, Response, Stimulus, Interpretation, Vision, Mood, Drama, Narrative Lighting, Composition, Foreground, Background,</p> <p><b>Artist:</b> Rae Smith, Fausto Melotti, Tiny Inventions, Rose Hurley, Gabby Savage-Dickson</p> 	<p><b>Making Monotypes</b></p> <p>Combine the monotype process with painting and collage to make visual poetry zines</p> <p>How can we use mono type to make a creative response to poetry or prose?</p> <p><b>Techniques/ materials:</b> Printmaking (Monotype), Drawing, Painting, Collage, Sketchbooks/ Paper, Ink, Carbon Copy Paper, Paint</p> <p><b>Vocab:</b> Mono type, Artists Book, Installation, Poetry, Evoke, Response, Translate, Mood, Sense, Layer, Combine, Multi Media,</p> <p><b>Artist:</b> Kevork Mourad</p> 