

# Curriculum Narrative: Art (North Elmham) 2023-24

## Based on Access Art New Curriculum

Drawing &  
Sketchbooks

Print, Colour,  
Collage

Working in  
Three  
Dimensions

Paint,  
Surface,  
Texture




Working in  
Three  
Dimensions




Collaboration  
&  
Community



In addition to listed vocabulary all children to be taught to understand the materials and mediums used and the terms:

Vocabulary KS1	Reflect, Discuss, Share, Think, Present, Feedback, Respond, Crit
Vocabulary KS2	As above and Articulate, Similarities, Differences

	EYFS
	<p>To accompany the AccessArt Primary Art Curriculum, AccessArt has created resources for use in EYFS which provide a foundation for the primary curriculum.</p> <p>The resources in this are grouped around 7 areas of exploration:</p> <ul style="list-style-type: none"><li>● What Can We See?</li><li>● How Can We Explore Colour?</li><li>● How Can We Build Worlds?</li><li>● How Can We Explore Materials &amp; Marks?</li><li>● How Can We Explore 3d Materials?</li><li>● How Can We Use Our Bodies To Make Art?</li><li>● How Can We Use Our Imaginations?</li></ul> <p>Within each area activities are provided which enable an open-ended, playful exploration of materials, processes and ideas, which in turn nurture dexterity skills, promote an early understanding of visual literacy skills, and begin to build the child's confidence in their ability to make a personal, creative response to a stimuli. More detail can be found in the progression document.</p>

	Autumn	Spring	Summer
<b>KS1 Sheep</b>	<p><b>Explore and Draw</b></p> <p>Introducing the idea that artists can be collectors &amp; explorers as they develop drawing and composition skills.</p> <p>How can we become open, curious, explorers of the world, and use what we find to inspire us to make art?</p> <p><b>Techniques/ materials:</b> Drawing, sketchbooks and collage/Natural materials Soft pencils, handwriting pens. Project 1: Wax Resist Autumn Leaves – A3 cartridge paper, metallic wax crayons, brusho ink.</p> <p><b>Vocab:</b> Explore, Collect, ReSee, Imagine, Curious, Present, Re-present, arrange, composition, Photograph, Focus, Light, Shade, Observational Drawing, Close study, Intention, Pressure, Line, Mark, Page Wax resist, Graphite, Watercolour, Brusho, Mark making, Line, Tone, Shape,</p> <p><b>Artist:</b> Rosie James Alice Fox</p> 	<p><b>Simple Printmaking</b></p> <p>Explore simple ways to make a print. Use line, shape, colour and texture to explore pattern, sequencing and symmetry</p> <p>How can we make prints using the things we find around us?</p> <p><b>Techniques/ materials:</b> Printing/ Paper, Printing Ink, Plasticine, Printing Foam</p> <p><b>Vocab:</b> Print, Press, Pressure, Primary colours: Shape, Line, Arrangement Rubbing, Texture, Cut, Collage, Stick, Arrange Explore, Try, Test, Printmaker, Relief print, Plasticine, Plate, Impression, Colour Mixing, Secondary Colours:, Pattern, Sequence, Picture, Image</p> 	<p><b>Stick Transformation Project</b></p> <p>Artists use their creative skills to re-see and re-imagine the world. Explore how you can transform a familiar object into new and fun forms.</p> <p>How can we transform an object and turn it into sculpture, using our imagination?</p> <p><b>Techniques/ materials:</b> Making, drawing, sketchbooks/ Twigs, Construction Materials, Paper, Wool, Drawing Materials</p> <p><b>Vocab:</b> Design Through Making, Play, Explore, Experiment, Fasten, Construct, Form, Personality, Character, Material, Object, Sculpture, Find, Imagine, Select, Discard, Edit, Transform, Create Line, Shape, Form, Angle, Scale, Structure, Balance, Sculpture, Colour, materials, Texture, Test, Explore, Add, Photograph, Film, Document, Lighting, Focus, Angle, Composition, Record</p> <p><b>Artist:</b> Chris Kenny</p> 

	Autumn	Spring	Summer
<b>Lower KS2</b>  <b>Whales</b>	<p><b>Storytelling through drawing.</b></p> <p>Explore how artists create sequenced drawings to share and tell stories. Create accordian books or comic strips to retell poetry or prose through drawing</p> <p><i>How can we create visual narratives inspired by poetry or prose?</i></p> <p><b>Techniques/ materials:</b> Drawing and sketchbooks</p> <p>Soft B pencils, handwriting pen, coloured pencils, oil/chalk pastels, charcoal, graphite, ink, paints, A2 or A3 cartridge paper (cut &amp; into folded accordion books).</p> <p><b>Vocab:</b> Illustration, Inspiration, Interpretation, Original Source, Respond, Response, Graphic Novel, Illustrator,</p> <p><b>Artist:</b> Shaun Tan Laura Carlin</p> 	<p><b>Exploring still life</b></p> <p>Explore artists working with the genre of still life, contemporary and more traditional.</p> <p><i>How can we use drawing, painting and collage skills to create still life images?</i></p> <p><b>Techniques/ materials:</b> Painting, Drawing, Collage, Sketchbooks, Relief /Acrylic or poster paint, pen, pencil, ink, clay (depending upon project chosen)</p> <p><b>Vocab:</b> Still Life, Genre, Traditional, Contemporary, Objects, Arrangements, Composition, Viewfinder, Lighting, Background, Foreground, Light, Dark, Tone, Shadow, Colour, Hue, Tint, Elements, Pattern, Texture, Colour, Relationship, Mark Making, Appearance, 2D, 3D,</p> <p><b>Artist:</b> Paul Cezanne, Peter Claesz, Melchior d' Hondecoeter, Jan Davidsz, Jacob Vosmaer, Hilary Pecis, Nicole Dyer, Baas Meeuws, Hirasho Sato</p> 	<p><b>Festival Feasts</b></p> <p>How might we use food and art to bring us together? <i>How can we use the skills we have learnt in drawing, painting, making and collage to create artwork which celebrates the food we eat?</i></p> <p><b>Techniques/ materials:</b> Sculpture, Painting, Drawing, Collage, Sketchbooks/ Paper/Card, Drawing Materials, Modelling Materials (incl. Modroc)</p> <p><b>Vocab:</b> Viewpoint, Relationship 2D 3D, Transform, Graphics, Design Through Making, Construct, Contribute, Artwork, Installation, Surface, Fabric, Texture, Photograph, Lighting, Focus, Composition,</p> <p><b>Artist:</b> Claes Oldenberg, Lucia Hierro, Nicole Dyer</p> 

	Autumn	Spring	Summer
<b>Upper KS2</b>  <b>Lions</b>	<p><b>2D drawing to 3D making</b></p> <p>Explore how 2D drawings can be transformed to 3D objects. Work towards a sculptural outcome or a graphic design outcome</p> <p>How can we transform 2d drawings into 3d objects?</p> <p><b>Techniques/ materials:</b> Drawing, sculpture, graphic design, collage, sketchbooks/ Card, Paper, Drawing materials.</p> <p><b>Vocab:</b> 2D Drawing, 3D Object Negative space, Grid method, Scaling up Collage, Structure Balance</p> <p><b>Artist:</b> Lubaina Himid</p> 	<p><b>Exploring Identity</b></p> <p>Discover how artists use layers and juxtaposition to create artwork which explores identity. Make your own layered portrait.</p> <p>How can we learn more about ourselves through making art? How do we bring our own experience to the art we make?</p> <p><b>Techniques/ materials:</b> Collage, Drawing, Sketchbooks /Drawing Materials, Tablet (if digital), Paper</p> <p><b>Vocab:</b> Identity, Layer, Constructed, Portraiture, Layering, Digital Art, Physical,</p> <p><b>Artist:</b> Njideka Akunyili Crosby, Yinka Shonibare, Thandiwe Muriu, Mike Barrett</p> 	<p><b>Shadow Puppets</b></p> <p>Explore how traditional and contemporary artists use cutouts and shadow puppets.</p> <p>How can we adapt traditional techniques of makers, and transfer them to create our own narratives?</p> <p><b>Techniques/ materials:</b> Making, Drawing, Sketchbooks/Paper, Construction Materials</p> <p><b>Vocab:</b> Paper cutting, Cut Outs, Shadow puppets, Performance Narrative Character,</p> <p><b>Artist:</b> Lotte Reiniger, Matisse, Wayang Shadow Puppets, Phillipp Otto Runge, Pippa Dyrllaga, Thomas Witte</p> 